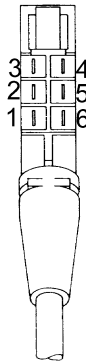


# Steckerbelegungen für Telefonkabel

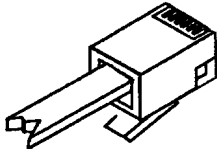


TAE

TAE

1	a	ws
2	b	br
3	w	gn
4	e	ge

1...6

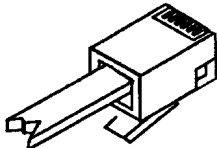


RJ11

RJ11 (ACHTUNG : bei vielen Telefonen ist die Belegung anders!)

2	ws
3	br
4	gn
5	ge

1...8



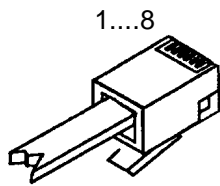
RJ45

RJ45 (ISDN ACHTUNG : hier können die Farben anders sein!)

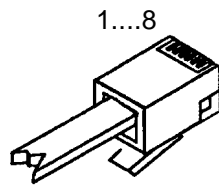
3	a2	gn
4	a1	ws
5	b1	br
6	b2	ge

## gedrehte Kabel

für Verbindungen Hub → Hub oder PC → PC (10 MB/s)



RJ45

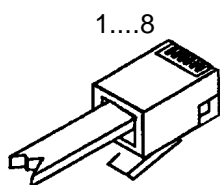


RJ45

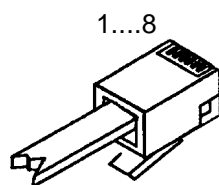
1	→	3
2	→	6
3	→	1
4		
5		
6	→	2
7		
8		

## gedrehte Kabel

für Verbindungen Hub → Hub oder PC → PC (100 MB/s)



RJ45

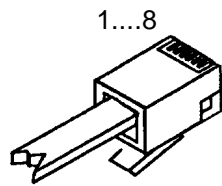


RJ45

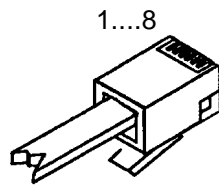
1	→	3
2	→	6
3	→	1
4	→	7
5	→	8
6	→	2
7	→	4
8	→	5

## gedrehte Kabel ( so richtig ??? )

für Verbindungen Hub → Hub oder PC → PC (100 MB/s)



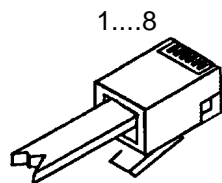
RJ45



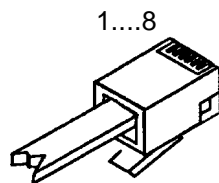
RJ45

1	→	3
2	→	6
3	→	1
4	→	5
5	→	4
6	→	2
7	→	8
8	→	7

## Pinbelegungsspezifikation für den Highspeed Netzwerkbetrieb mit 568B Twistet–Pair–Kabel



RJ45



RJ45

1	ws/or	→	1
2	or/ws	→	2
3	ws/gn	→	?
4	bl/ws	→	?
5	ws/bl	→	?
6	gr/ws	→	?
7	ws/br	→	7
8	br/ws	→	8